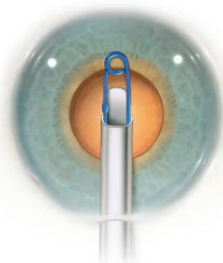
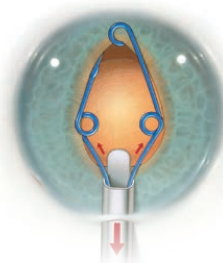


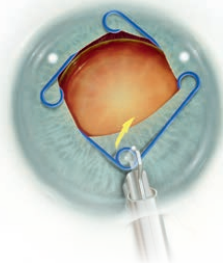
Ring Placement



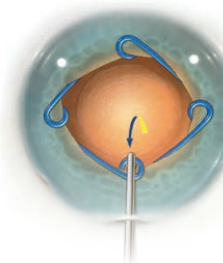
With viscoelastic in the anterior chamber, inject the ring starting with the cannula end at the mid-pupil.



Inject while simultaneously retracting the injector. Pointing the distal tip of the injector down eases placement of the lateral scrolls.

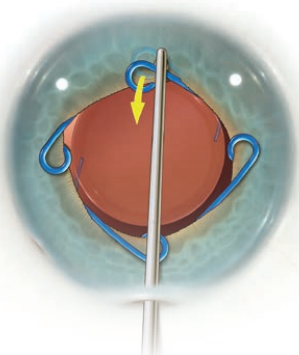


To disengage, lift before placing the proximal scroll in the iris.

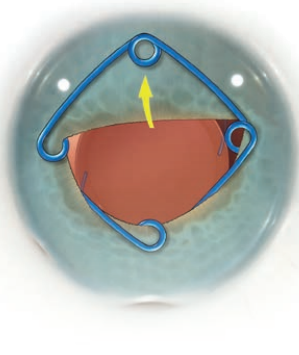


Use the Osher/Malyugin Manipulator to place the proximal scroll.

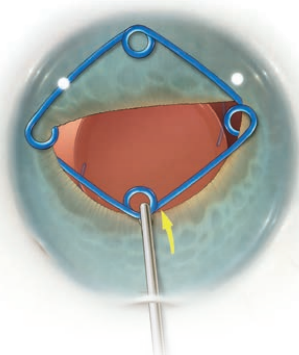
Ring Removal



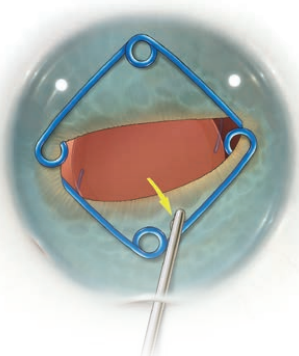
Use the Osher/Malyugin Manipulator to disengage the distal scroll.



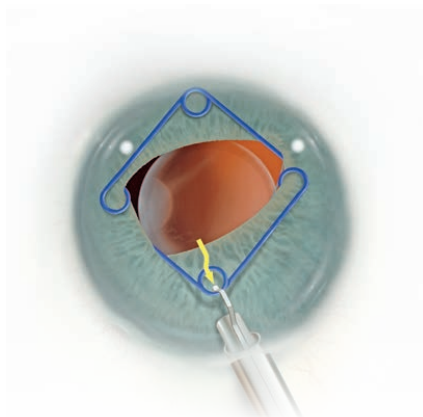
Place the distal scroll on the anterior iris.



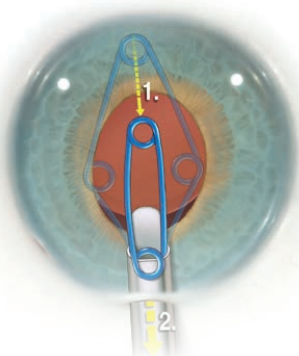
Move the proximal scroll toward the center of the pupil and a bit anterior to disengage.



Place the proximal scroll into the anterior iris.



Enter the proximal scroll, and pull by moving the button back.



Stop when the lateral scrolls meet at the cannula, then remove the assembly.