



RingJect™

Preloaded
Capsular Tension Ring
in a **single use injector**



**IOL centration at
12 months postoperative**


- Centered 97.70%¹⁾

The RingJect™ system is an OPHTEC preloaded Capsular Tension Ring (CTR) in a single use injector. The CTR is prepositioned in the injector and is designed to be self-loading for the surgeon's convenience. The OPHTEC CTR is a high precision medical device for insertion in the capsular bag and made from highly flexible compression molded polymethylmethacrylate (PMMA). Clockwise or counterclockwise insertion is possible. The RingJect™ system is provided in a sterile blister, ready for use.

OPHTEC Capsular Tension Rings are indicated for the stabilization of the capsular bag in the presence of weakened or compromised zonules.

1) Interim Results of the United States Investigational Device Study of the Ophtec Capsular Tension Ring. Francis W. Price et al. Ophthalmology 2005 Mar;112(3):460-5





CTR is made of unique Compression molded PMMA: extremely flexible and strong.



The ends of the rings are gradually formed to 'tip-up' like a ski tip - this allows the CTR to be easily guided in the capsular bag.

Features & Benefits

Preloaded:	<ul style="list-style-type: none"> • Self-loading, single packaging <i>a valuable addition to your surgical armamentarium</i>
Injector:	<ul style="list-style-type: none"> • Easy to use • Total control <i>includes action/retraction mechanism</i> • Implantation - clockwise or counter clockwise indicators on injector • Long small tip <i>especially convenient in cases of deep set eyes</i> • Beveled tip <i>For easy entry into the incision</i>
Capsular Tension Ring:	<ul style="list-style-type: none"> • Circular expansion and stabilization of the capsular bag • Safe IOL centration in eyes with zonular dehiscence • Prevents IOL decentration after capsular shrinking • Stabilized conditions during Phaco-emulsification surgery • Reduced risk of capsular fibrosis • Improves visual acuity when implanted along with premium IOL

RingJect Model 375 | CTR Model 275 12/10



Compression: **From 12 mm to 10 mm**

Material: **PMMA | Flexible Ring**

Available in: **Clear PMMA**

Overall Ø: **12 mm**

RingJect Model 376 | CTR Model 276 13/11



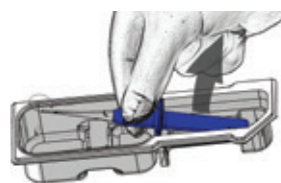
Compression: **From 13 mm to 11 mm**

Material: **PMMA | Flexible Ring**

Available in: **Clear PMMA**

Overall Ø: **13 mm**

>> Operating instructions



1. Remove the RingJect™ from its blister pack;



2. Depress the plunger to engage the Capsular Tension Ring, stop pushing after the "click";

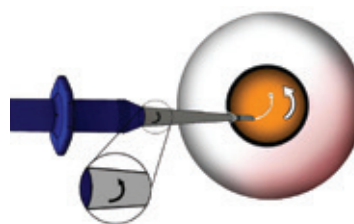


3. Slowly release the plunger, the Capsular Tension Ring will load in the injector;

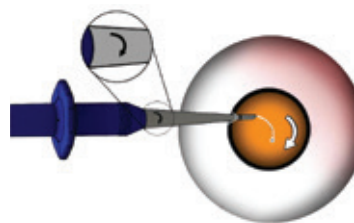


4. The injector is now loaded and ready for insertion into the eye.

>> Counterclockwise implantation



>> Clockwise implantation



One instrument for clockwise or counter clockwise implantation. The arrow on the base of the tip of the injector shows the direction in which the capsular tension ring will exit the injector.

